

# Beyond Incomplete Spanning: Convenience Yields and Exchange Rate Disconnect\*

Zhengyang Jiang<sup>†</sup>  
Arvind Krishnamurthy<sup>‡</sup>  
Hanno Lustig<sup>§</sup>

June 1, 2021

First Draft, Comments Welcome

## Abstract

We introduce convenience yields on dollar bonds into an incomplete-markets equilibrium model of exchange rates and interest rates. The convenience yield enters as a stochastic wedge in the Euler equation for exchange rate determination. The model identifies a novel safe-asset convenience yield channel by which quantitative easing impacts the dollar exchange rate. Our model addresses three exchange rate puzzles. (1) The model can rationalize the low pass-through of SDF shocks to exchange rates. (2) It helps address but does not fully resolve the exchange rate disconnect puzzle. (3) The model generates an unconditional log currency risk premium on the dollar that is in line with the data.

---

\*We thank Jialu Sun for excellent research assistance.

<sup>†</sup>Kellogg School of Management, Northwestern University. Email: zhengyang.jiang@kellogg.northwestern.edu.

<sup>‡</sup>Stanford University, Graduate School of Business, and NBER. Email: a-krishnamurthy@stanford.edu.

<sup>§</sup>Stanford University, Graduate School of Business, and NBER. Address: 655 Knight Way Stanford, CA 94305; Email: hlustig@stanford.edu.

# 1 Introduction

In the workhorse neoclassical model of international finance, exchange rates act as the only shock absorbers for innovations to the marginal utility growth rate of investors in different countries. The complete market model falls short when confronted with the data. In this class of models, real exchange rates do not co-vary with macroeconomic quantities in the right way –the exchange rate disconnect puzzle. The model-implied real exchange rate appreciates when domestic investors experience high marginal utility growth. The model-implied real exchange rates are also too volatile – the exchange rate volatility puzzle.

Adopting a preference-free approach, [Lustig and Verdelhan \(2019\)](#) demonstrate that incomplete markets models cannot simultaneously address the U.I.P. violations, the exchange rate disconnect –the countercyclical variation– and the exchange rate volatility puzzles.<sup>1</sup> In the models developed by [Gabaix and Maggiori \(2015\)](#); [Itskhoki and Mukhin \(2019\)](#), the exchange rate is determined by the Euler equation of a specialized FX arbitrageur. These intermediaries give rise to a wedge in the Euler equation of standard investors who do not operate in foreign exchange markets and/or foreign bond markets.

In this paper, we take a different approach to modeling an Euler equation wedge. We develop an equilibrium model in which foreign investors earn convenience yields on their holdings of USD bonds. In our incomplete markets model, markets are not segmented. We allow home and foreign investors to trade the risk-free bonds of both currencies. The USD convenience yields introduce a stochastic wedge into the foreign investors’ Euler equation and thereby affect exchange rate determination.

Since the Great Financial Crisis, sizable deviations from Covered Interest Parity have opened up in LIBOR markets ([Du, Tepper, and Verdelhan, 2018b](#)), but even before the GFC, there were large deviations from CIP in government bond markets (see [Du, Im, and Schreger, 2018a](#); [Jiang, Krishnamurthy, and Lustig, 2020](#); [Du and Schreger, 2021](#)). [Jiang et al. \(2020\)](#) infer the convenience yields earned on US Treasuries by foreign investors from these deviations. Foreign investors earn convenience yields of around 200 basis points, significantly larger than the CIP deviations. Using a demand-system-based approach, [Kojen and Yogo \(2019\)](#) report similar estimates of the convenience yields.<sup>2</sup>

According to [Jiang et al. \(2020\)](#), convenience yields account for a significant portion of variation in the dollar exchange rate.<sup>3</sup> In this paper, we develop a dynamic equilibrium model with stochastic convenience yields, we calibrate the model, and we use the model as a laboratory to address the exchange rate puzzles discussed above.

---

<sup>1</sup>A few recent papers show that market segmentation may offer a way forward. [Alvarez, Atkeson, and Kehoe \(2002\)](#); [Gabaix and Maggiori \(2015\)](#); [Dou and Verdelhan \(2015\)](#); [Itskhoki and Mukhin \(2019\)](#); [Chien, Lustig, and Naknoi \(2020\)](#); [Sandulescu, Trojani, and Vedolin \(2020\)](#) develop models with segmented asset markets.

<sup>2</sup>[Augustin, Chernov, Schmid, and Song \(2020\)](#) study CIP deviations and convenience yields in a no-arbitrage framework. [van Binsbergen, Diamond, and Grotteria \(2019\)](#) infer the true risk-free rates and the implied convenience yields from option prices.

<sup>3</sup>[Engel and Wu \(2018\)](#) find evidence that CIP deviations also have explanatory power for the exchange rate variation of other currencies.

In our model, the USD convenience yields can act as shock absorbers, at least partly subsuming the role of exchange rates in standard neo-classical models. We report four key findings. First, the wedges introduced by convenience yields mitigate the pass-through of shocks from the stochastic discount factors (SDF) to exchange rates. As a result, the model-implied exchange rates are not as volatile as in the complete markets model. Second, the covariance between shocks to the USD convenience yield and the SDFs substantially reduces the counter-cyclicality of exchange rates. Third, the model generates an unconditional log currency risk premium that is in line with the data. Fourth, we demonstrate a connection between quantitative easing and exchange rates via convenience yields, as opposed to the arbitrageur portfolio channels studied in [Gourinchas, Ray, and Vayanos \(2019\)](#); [Greenwood, Hanson, Stein, and Sunderam \(2019\)](#).

We adopt a preference-free approach to FX markets similar to [Backus, Foresi, and Telmer \(2001\)](#); [Lustig, Roussanov, and Verdelhan \(2011\)](#); [Lustig and Verdelhan \(2019\)](#), in the tradition of [Hansen and Jagannathan \(1991\)](#). We posit a pair of home (dollar) and foreign log SDFs. In addition, we assume that foreign investors receive a stochastic convenience yield on their holding of home (dollar) bonds. We then use the home and foreign Euler equation for each bond (four equations in total) to derive a closed-form expression for the exchange rate as a function of the histories of home and foreign SDF shocks and USD convenience yield shocks. Our development allows for a clean characterization of the sources of variation of the exchange rate. The long-run expected exchange rate level is well defined, which allows a [Froot and Ramadorai \(2005\)](#)-type representation. We also derive the risk premium implied by the model.

First, we make progress on the exchange rate volatility puzzle. Our model's equilibrium exchange rates in logs are less volatile than the difference of home and foreign log SDFs. This result, which is a convenience-yield variant of the result derived in [Lustig and Verdelhan \(2019\)](#), helps to resolve the volatility of exchange rates vis-à-vis stock prices ([Brandt, Cochrane, and Santa-Clara, 2006](#)). In our closed-form characterization, the covariance between the SDF shocks and the exchange rate is tightly connected to the covariance between the exchange rate and the convenience yield. In the model without convenience yields, exchange rates have to fully close the gap between the pricing kernels, absorbing all of the residual shocks. In the model with convenience yields, convenience yields can partially act as shock absorbers too. To calibrate the model, we match the comovement of convenience yields and exchange rates reported by [Jiang, Krishnamurthy, and Lustig \(2020\)](#). This calibrated model then matches the volatility of exchange rates in the data. The convenience yields allow us to disentangle the volatility of the exchange rate from that of the SDFs.

Second, we make progress on the exchange rate disconnect puzzle. Convenience yield shocks impact exchange rates in our model. The equilibrium exchange rate reflects expected future interest rate spreads, currency risk premia and USD convenience yields. The dollar appreciates when dollar bonds carry a higher convenience yield. Depending on the covariance between convenience yield shocks and the SDFs, these shocks can carry a risk premium. In the case of foreign flight to the safety of USD Treasurys, the convenience yield shock has a higher covariance with the foreign

SDF than the home SDF. This being the case, the convenience yield risk premium channel counteracts the standard complete markets channel. As a result, the dollar does not depreciate as much against the foreign currency when foreign investors experience higher than average marginal utility growth. We explore this countervailing force in a calibrated version of our model. The model generates an a-cyclical exchange rate, but cannot deliver a pro-cyclical exchange rate in line with the data (Backus and Smith, 1993; Kollmann, 1995). We make progress on the Backus and Smith (1993) puzzle but we do not fully resolve it.

The baseline version of model does not feature time-varying prices or quantities of risk. We leave this out to keep the model tractable. As a result, our model does not generate time-variation in the conditional risk premium on foreign currencies, needed to replicate the failure of U.I.P. in the time series, first documented by Hansen and Hodrick (1980); Fama (1984). However, our model does generate time-variation in expected excess returns on long positions in foreign bonds, simply because of the variation in convenience yields.

There is a deep connection between bond markets and currency markets. In the data, when currency risk premia increase for a particular currency, local currency term premia or bond risk premia tend to decline (Lustig, Stathopoulos, and Verdelhan, 2019). In fact, over long horizons, the term premium and the currency risk premium contributions have to offset each other to restore long-run U.I.P. when the real exchange rate is stationary. As a result, currency carry trades are less profitable at longer maturities. Gourinchas et al. (2019); Greenwood et al. (2019) develop preferred habitat models of the term structure that replicate this stylized fact. In these models, changes to the supply of bonds alter the portfolio balance between home and foreign bonds for a hypothetical arbitrageur, necessitating a change in the exchange rate to accommodate the new portfolio. Quantitative easing works by changing the bond risk premium demanded by the arbitrageur. When the Fed buys Treasuries or Mortgage bonds, the bond risk premium on Treasuries shrinks, which is offset by an increase in the currency risk premia on dollars, to enforce long-run U.I.P. In the long-run, foreign investors expect to earn the same returns on dollar bonds as on home bonds. As a result, the dollar depreciates instantaneously.

Our work is the first to highlight a distinct convenience yield channel in FX markets, separate from the bond risk premium channel. There is both empirical and theoretical support for the proposition that shifts in the supply of safe assets induced by QE changes the convenience yield on safe bonds (Krishnamurthy and Vissing-Jorgensen, 2011). In our model, changes in the convenience yield also independently impact the exchange rate, even when bond and currency risk premia are constant. We explain and quantify this new convenience yield channel. When the Fed buys Treasuries, and reserves are more desirable as safe assets, then the convenience yield on dollar-denominated safe assets declines, and the dollar depreciates. If reserves are poor substitutes, then the convenience yields increase and the dollar appreciates. We simulate a convenience yield shock in our model and show that it lines up with the evidence from QE and exchange rates.

In closely related work, Dou and Verdelhan (2015); Itskhoki and Mukhin (2019); Chien, Lustig, and Naknoi (2020) develop international macro models with segmented markets to attack the ex-

change rate disconnect puzzle. Their models sever the equilibrium exchange rate from its macro-fundamentals by introducing market segmentation and deliver a pro-cyclical exchange rate based on the model's assumed patterns in the arbitrageur's portfolio. For example, [Chien et al. \(2020\)](#) consider a model in which only small pool of investors arbitrage between domestic and foreign securities. As a result, the real exchange rate is disconnected from the differences in aggregate consumption growth between home and foreign. Our model does not rely on market segmentation.<sup>4</sup>

Any no-arbitrage model with stationary exchange rate implies long-run U.I.P. (see [Lustig et al., 2019](#)). [Backus, Boyarchenko, and Chernov \(2018\)](#) show that the long-horizon returns on claims to cash flows that are not subject to permanent innovations converge to the returns on a long bond. When the exchange rate is stationary, investments in foreign bonds produce 'stationary' cash flows that are not subject to permanent innovations. [Chinn and Meredith \(2004\)](#) provide evidence that supports long-run U.I.P. Our model produces stationary exchange rates. A version of long-run U.I.P. holds in the model.

The rest of the paper proceeds as follows. Section 2 introduces our mechanism in the broader context of currency and bond markets. Section 3 presents our model of exchange rate determination with convenience yields. Section 4 calibrates the model and then turns to examining the implications of the model for a collection of exchange rate phenomena. Section 5 analyzes how quantitative easing impacts currency markets in our model. Proofs of all propositions are in the Appendix.

## 2 The Nexus between Currency Markets and Bond Markets

We use  $y_t^{\$,N}$  to denote the log yield an  $N$ -period zero coupon bond in USD.  $y_t^{\$}$  is the log yield on a one-period bond. We use  $rx_{t+\tau}^{\$,FX}$  to denote the foreign currency risk premium earned by a foreign investor going long in USD. In a large class of no-arbitrage models, the log of the nominal exchange rate in foreign currency per units of USD can be decomposed as follows:

$$s_t^{\$,FX} = \mathbb{E}_t \sum_{\tau=0}^{\infty} (y_{t+\tau}^{\$} - y_{t+\tau}^*) - \mathbb{E}_t \sum_{\tau=0}^{\infty} rx_{t+\tau}^{\$,FX} + \mathbb{E}_t [\lim_{\tau \rightarrow \infty} s_{t+\tau}^{\$,FX}].$$

This decomposition was derived by [Campbell and Clarida \(1987\)](#); [Froot and Ramadorai \(2005\)](#). The result only relies on the bond investor's Euler equation. The dollar exchange rate in logs today reflects future cash flows, given by the short rate differences, and future discount rates, given by the foreign currency risk premia earned by foreign investors going long in USD. The dollar appreciates when future U.S. short rates increase and dollar currency risk premia decline.

We use  $y_t^{\$,N}$  to denote the  $N$ -period zero coupon bond yield (in logs). We use  $rx_{t+j}^{\$,N-j+1}$  to denote the log one-period holding period return on the  $N$ -period zero-coupon bond. There is a

---

<sup>4</sup>In earlier work, [Colacito and Croce \(2011\)](#) show that correlated long-run risks to consumption help to account for the exchange rate disconnect.

connection between bond market and currency markets. We use  $rx_{t+j}^{US,N} = hpr_{t+1}^{US,N} - y_t^\$$  to denote the local currency bond excess returns in the US. The USD bond yields can be restated as the sum of the local currency bond risk premia:  $Ny_t^{\$,N} = \sum_{j=1}^N rx_{t+j}^{\$,N-j+1} + \sum_{j=0}^N y_{t+j}^\$$ . As a result, we can rewrite the exchange rate equation as follows:

$$s_t^{\$} - \mathbb{E}_t[\lim_{\tau \rightarrow \infty} s_{t+\tau}^{\$}] = \lim_{N \rightarrow \infty} N(y_t^{\$,N} - y_t^{*,N}) + \lim_{N \rightarrow \infty} \mathbb{E}_t^* \sum_{j=1}^N (rx_{t+j}^{*,N-j+1} - rx_{t+j}^{\$,N-j+1}) - \lim_{N \rightarrow \infty} \mathbb{E}_t \sum_{\tau=0}^N rx_{t+\tau}^{\$,FX}.$$

The log of the exchange rate is determined by long yields, deviations from the expectations hypothesis in bond markets and deviations from U.I.P. in currency markets. The dollar appreciates when long USD yields decline today, when future local currency USD bond risk premia decline and future dollar foreign currency risk premia  $rx_{t+\tau}^{\$,FX}$  decrease.

When the exchange rate is stationary, the long-term USD bond and foreign bond have to carry the same risk premium in the limit (Backus et al., 2018; Lustig et al., 2019). When the exchange rates are stationary, there is no difference in risk over long holding periods between holding a US and a foreign bond. Thus, the sum of currency risk premia are exactly offset by the sum of local currency bond risk premium differentials between the two countries:

$$\lim_{N \rightarrow \infty} \mathbb{E}_t \sum_{\tau=0}^N rx_{t+\tau}^{\$,FX} = \lim_{N \rightarrow \infty} \mathbb{E}_t^* \sum_{j=1}^N (rx_{t+j}^{*,N-j+1} - rx_{t+j}^{\$,N-j+1}).$$

We use  $s_0^{\$}$  to denote the unconditional mean of the dollar exchange rate. Therefore, the exchange rate reflects differences in long yields today

$$s_t^{\$} - s_0^{\$} = \lim_{N \rightarrow \infty} N(y_t^{\$,N} - y_t^{*,N}).$$

This is essentially what happens in the Gourinchas et al. (2019); Greenwood et al. (2019) model or any model without permanent, country-specific priced innovations.

In the data, there is empirical evidence to support the notion that high foreign currency risk premia are offset by negative local currency bond risk premia. In the cross-section, there are no currency carry premium at long maturities. In the time series, current interest rates/term spread do not predict long foreign currency bond excess returns converted into USD (Lustig et al., 2019). This is consistent with evidence in favor of long-run U.I.P. (Chinn and Meredith, 2004; Boudoukh, Richardson, and Whitelaw, 2016). Strictly speaking, this equation implies that exchange rates are spanned by long yields. Chernov and Creal (2018) find evidence against this spanning implication in the data: bond yields only explain a small fraction of the variation in exchange rates.

## 2.1 Segmented Bond Markets and the Bond Risk Premium Channel

Gourinchas et al. (2019); Greenwood et al. (2019) bring an equilibrium model of the term structure with market segmentation along the lines of Vayanos and Vila (2021) to bear on FX markets. These

authors explore the impact of downward sloping demand curves for Treasurys. An increase in net US supply of long bonds causes US arbitrageurs demand larger bond risk premium on long USD bonds. As a result, policy makers can control long rates. By manipulating bond risk premia, policy makers will also change the equilibrium dollar exchange rate.

Consider what happens in the case of large-scale asset purchases in the U.S inside the [Gourinchas et al. \(2019\)](#); [Greenwood et al. \(2019\)](#) model. The central banks shrink the net supply of long bonds, US arbitrageurs earn a smaller bond risk premium as a result. The decrease in local currency bond risk premia in the US lowers USD long yields. In their model, the exchange rate is stationary. The USD depreciates right away to offset the effect of the lower USD yield:

$$s_t^{\$*} - s_0^{\$*} = \lim_{N \rightarrow \infty} N(y_t^{\$,N} - y_t^{*,N}).$$

Here is a simple example. If the 20-year yield  $y_t^{\$,20}$  declines by 5 bps, then we expect 5 bps p.a. appreciation of the USD over the next 20 years. The USD depreciates by 100 bps now. The decrease in local currency bond risk premia in U.S is exactly offset by an increase in the foreign currency risk premia  $rx_{t+j}^{\$,FX}$

$$\lim_{N \rightarrow \infty} \mathbb{E}_t^* \sum_{j=1}^N rx_{t+j}^{*,N-j+1} = \lim_{N \rightarrow \infty} \mathbb{E}_t \sum_{j=0}^N [rx_{t+j}^{\$,N-j+1} + rx_{t+j}^{\$,FX}].$$

In the long-run, foreign investors do not accept lower local currency returns on their holdings of long USD bonds than on foreign bonds. There is no long-run exchange rate risk.

Inside this model, Fed can certainly lower long yields and cause the USD to depreciate. In this class of models, QE involves a redistribution of rents from Treasury arbitrageurs to FX arbitrageurs. The FX channel seems less potent because ECB, BoJ, BoE and others can and do respond. In addition, this bond risk premium channel is symmetric, in that the ECB, BoJ, BoE and others have the same control over local currency bond risk premia and the exchange rate.

## 2.2 Convenience Yield Channel

We use  $\lambda_t^{\$,*}$  ( $\lambda_t^{*,*}$ ) to denote the convenience yield derived by foreign investors on their holdings of USD (foreign) bonds. [Jiang et al. \(2020\)](#) derive a version of the exchange rate determination equation that allows for convenience yields on USD and foreign government bonds. The nominal exchange rate in foreign currency per USD is given by:

$$s_t^{\$*} = \mathbb{E}_t \sum_{\tau=0}^{\infty} (\lambda_{t+\tau}^{\$,*} - \lambda_{t+\tau}^{*,*}) + \mathbb{E}_t \sum_{\tau=0}^{\infty} (y_{t+\tau}^{\$} - y_{t+\tau}^*) - \mathbb{E}_t \sum_{\tau=0}^{\infty} rx_{t+\tau}^{\$,FX} + \mathbb{E}_t [\lim_{\tau \rightarrow \infty} s_{t+\tau}^{\$*}].$$

where the convenience yields can be inferred from the CIP deviations in government bond markets, denoted  $x_t$ :  $(1 - \beta)(\lambda_{t+\tau}^{\$,*} - \lambda_{t+\tau}^{*,*}) = -x_t$ .  $\beta$  denotes the dollarness of a synthetic Treasury constructed from a currency foreign bond. It measures the fraction of the convenience yield earned



on this synthetic position. The dollar appreciates when future US Treasury convenience yields  $\lambda_{t+\tau}^{\$,*}$  increase, holding constant future yields and currency risk premia. We use  $\rho_t$  to denote the yields on risk-free bonds that do not earn convenience yields. Then the exchange rate expression becomes:

$$s_t^{\$,*} = \mathbb{E}_t \sum_{\tau=0}^{\infty} (\lambda_{t+\tau}^{\$,*} - \lambda_{t+\tau}^{\$, \$}) + \mathbb{E}_t \sum_{\tau=0}^{\infty} (\rho_{t+\tau}^{\$} - \rho_{t+\tau}^*) - \mathbb{E}_t \sum_{\tau=0}^{\infty} r x_{t+\tau}^{\$,FX} + \mathbb{E}_t [\lim_{\tau \rightarrow \infty} s_{t+\tau}^{\$,*}].$$

When the exchange rate is stationary, the exchange rate reflects differences in long yields (including convenience yields):

$$s_t^{\$,*} - s_0^{\$,*} = \lim_{N \rightarrow \infty} N(\rho_t^{\$,N} - \rho_t^{*,N}) + \lim_{N \rightarrow \infty} N(\lambda_t^{\$,*,N} - \lambda_t^{\$, \$,N}),$$

where  $\lim_{N \rightarrow \infty} N(\lambda_t^{\$,*,N} - \lambda_t^{\$, \$,N}) \equiv \mathbb{E}_t \sum_{\tau=0}^{\infty} (\lambda_{t+\tau}^{\$,*} - \lambda_{t+\tau}^{\$, \$})$ . Foreign currency risk premia are exactly offset by local currency bond risk premia. In this model, exchange rates are not spanned by long yields only, even when the exchange rate is stationary. Hence, our model breaks the spanning result in standard models.

The convenience yield channel also creates a distinct role for flows/quantities. When the Federal Reserve buys MBS and issues reserves, this will tend to decrease convenience yields on USD bonds, and cause the USD to depreciate. When the Federal Reserve buys long-dated Treasuries and issues bank reserves, the effect on convenience yields depends on the substitutability of reserves and Treasuries. The convenience yield channel assigns a special role to the U.S., to the extent that the U.S. is the world's safe asset supplier.

Next, we develop an incomplete-markets, no-arbitrage model of the convenience yield channel in continuous time. To keep the analysis tractable, we do not allow for time variation in the price or quantity of risk. In our model, all variables are real, the long-run real exchange rate is stationary, and hence, long-run U.I.P. holds. The USD is special in that foreign investors only earn a convenience yield on USD bonds:  $\lambda_t^{\$, \$} = \lambda_t^{*,*} = 0$ . The model creates a unique role for the Federal Reserve Bank to affect exchange rates through large-scale asset purchases.

### 3 Model

We consider a continuous-time infinite horizon economy. We fix a probability space  $(\Omega, \mathcal{F}, \mathcal{P})$  and assume that all stochastic processes are adapted to this space and satisfy the usual conditions. There are two countries, home (the U.S.) and foreign. Let  $s_t$  denote the log real exchange rate. A higher  $s_t$  means a stronger home currency (USD).

#### 3.1 Asset Markets and SDF

In each country, agents can invest in home and foreign bonds. That is, we assume that the asset market is incomplete. We posit the following pair of log real SDFs for each of the agents in home



and foreign, respectively:

$$dm_t = -\mu dt - \sigma dZ_t, \quad (1)$$

$$dm_t^* = \phi s_t dt - \sigma dZ_t^*, \quad (2)$$

Here,  $\{Z_t, Z_t^*\}$  are standard Brownian motion processes. The Brownian increments  $dZ_t$  and  $dZ_t^*$  represent shocks to the marginal utilities of each agent, which can capture business cycle shocks as well as changes in the agents' attitudes towards risk. The dynamics for the foreign pricing kernel describe risk-free rate dynamics in the foreign country engineered to keep the real exchange rate stationary. The pricing kernel dynamics describe an implicit monetary policy rule required for stationarity as in [Engel and West \(2005\)](#).

**Assumption 1.** *We assume that the mean-reversion parameter  $\phi > 0$  is strictly positive.*

Assumption 1 implies that the foreign real interest rate is decreasing in the level of the home real exchange rate. In particular, if markets are complete, the log of the real exchange rate equals the difference in the log of the pricing kernels:

$$s_t^{cm} = m_t - m_t^*, \quad (3)$$

$$ds_t^{cm} = (-\mu - \phi s_t^{cm})dt + \sigma(dZ_t^* - dZ_t) \quad (4)$$

which implies that the long-run mean of the exchange rate  $s_t^{cm}$  is given by:

$$\bar{s}^{cm} = \lim_{T \rightarrow \infty} \mathbb{E}_0 s_T^{cm} = -\frac{\mu}{\phi}.$$

The permanent innovations to the pricing kernel are shared across countries, such that the difference in SDFs is mean-reverting.

### 3.2 Asset Pricing Conditions

Let  $P_t$  denote the cumulative return on the US bond, and  $P_t^*$  denote the cumulative return on the foreign bond. These returns follow deterministic dynamics:

$$dP_t = r_t P_t dt \quad (5)$$

$$dP_t^* = r_t^* P_t^* dt. \quad (6)$$

We assume that investors can trade both home and foreign risk-free assets. Let  $S_t = \exp(s_t)$ ,  $M_t = \exp(m_t)$  and  $M_t^* = \exp(m_t^*)$ . The home investors' pricing conditions give<sup>5</sup>

$$0 = \mathbb{E}_t[d(M_t P_t)] \quad (7)$$

---

<sup>5</sup>With some abuse of notation we use the notation  $\mathbb{E}_t[dX_t]$  to represent the infinitesimal generator of a stochastic process  $X_t$ . The formal notation, which is adopted in the proof, is  $\mathcal{A}[X_t]$ .

$$0 = \mathbb{E}_t[d(M_t S_t^{-1} P_t^*)] \quad (8)$$

and the foreign investors' pricing conditions imply

$$0 = \mathbb{E}_t[d(M_t^* P_t^*)] \quad (9)$$

$$0 = \mathbb{E}_t[M_t^* S_t P_t \tilde{\lambda}_t dt + d(M_t^* S_t P_t)]. \quad (10)$$

There is a flow convenience yield  $S_t P_t \tilde{\lambda}_t dt$  in the foreigner investors' pricing condition for the home (dollar) risk-free asset. The discrete-time counterpart to this last equation is

$$\exp(-\tilde{\lambda}_t) = \mathbb{E}_t[M_{t+1}^* S_{t+1} P_{t+1} / (M_t^* S_t P_t)],$$

as in [Jiang et al. \(2020\)](#). The U.S. investor receives no convenience yield on the USD bonds.<sup>6</sup>

We parameterize the convenience yield as follows:

$$\tilde{\lambda}_t = \ell \frac{\exp(\lambda_t)}{\exp(\lambda_t) + 1}, \quad (11)$$

which is bounded between 0 and  $\ell$ . The variable  $\lambda_t$  satisfies

$$d\lambda_t = -\theta\lambda_t dt + \nu dX_t \quad (12)$$

where  $dX_t$  is a standard Brownian motion on  $(\Omega, \mathcal{F}, \mathcal{P})$ .

Finally, with slight abuse of notation, let  $[dX_t, dY_t]$  denote the instantaneous conditional covariance between two diffusion processes  $X_t$  and  $Y_t$ . Formally, it is defined as  $[dX_t, dY_t] = d[X_t, Y_t] / dt$  where  $[X_t, Y_t]$  is the standard quadratic covariation between processes  $X_t$  and  $Y_t$ . We assume that the convenience yield shock and the SDF shocks can be correlated:

$$\begin{aligned} [dZ_t, dX_t] &= \rho, \\ [dZ_t^*, dX_t] &= \rho^*. \end{aligned} \quad (13)$$

We assume that the correlation of SDF and convenience yield innovations is positive ( $\rho, \rho^* \leq 0$ ), so that the convenience yield tends to increase when the marginal utilities as represented by the pricing kernels rise. That is, in bad marginal utility states, there is an increased desire by foreign investors to own dollar bonds as in a "flight-to-Treasuries". [Jiang et al. \(2020\)](#) present empirical evidence on this point.

---

<sup>6</sup>At present, we have not studied the case where both U.S. and foreign investors receive convenience yields on USD bonds.

### 3.3 Exchange Rate Dynamics

Without loss of generality, we write the real exchange as satisfying the following stochastic differential equation,

$$ds_t = \alpha_t dt + \beta_t \sigma (dZ_t^* - dZ_t) + \gamma_t \nu dX_t, \quad (14)$$

where  $\alpha_t, \beta_t,$  and  $\gamma_t$  are  $\mathcal{F}_t$ -adapted stochastic processes.  $\beta_t$  governs the distance from complete markets. When  $\beta_t \equiv 1,$  and  $\gamma_t \equiv 0,$  we are back in the benchmark complete markets case.

Our objective is to present a solution to (14) that satisfies the four pricing conditions (7), (8), (9) and (10). In our incomplete market setting, there are many candidate solutions. We restrict attention to a class of these solutions that we are able to characterize and (as we explain) has economically sensible properties. We assume that the loading of the exchange rate on the aggregate shocks is time-invariant:

**Assumption 2.**  $\beta_t \equiv \beta$  is constant.

**Proposition 1.** Under Assumption 2, there is a class of solutions indexed by constant  $k$  so that,

$$\beta = \frac{1}{2} \pm \frac{\sqrt{\sigma^2 - 2k}}{2\sigma}, \quad (15)$$

$$\gamma_t = \frac{(\rho^* - \rho)\sigma(1 - 2\beta) \pm \sqrt{(\rho^* - \rho)^2\sigma^2(1 - 2\beta)^2 + 4(k - \tilde{\lambda}_t)}}{2\nu}. \quad (16)$$

The log of the real exchange rate satisfies:

$$ds_t = \left( -\frac{1}{2}\tilde{\lambda}_t - \phi s_t - \mu + \frac{1}{2}\sigma\gamma_t\nu(\rho + \rho^*) \right) dt + \gamma_t\nu dX_t + \beta\sigma(dZ_t^* - dZ_t), \quad (17)$$

which loads on both the SDF shocks  $dZ$  and  $dZ^*$  and the convenience yield shock  $dX$ .

We explain this result in the next section, presenting the details of the proof in the appendix.

For each  $k,$  there are two solutions for  $\beta$ . One root is between  $1/2$  and  $1,$  and the other is between  $0$  and  $1/2.$  We will calibrate  $\beta$  based on regression results. As for  $\gamma_t,$  note that  $(\rho^* - \rho)\sigma(1 - 2\beta)$  can be either positive or negative. We pick the root of  $\gamma_t$  with the positive sign:

$$\gamma_t = \frac{(\rho^* - \rho)\sigma(1 - 2\beta) + \sqrt{(\rho^* - \rho)^2\sigma^2(1 - 2\beta)^2 + 4(k - \tilde{\lambda}_t)}}{2\nu},$$

so that for  $k > \ell,$  we can guarantee  $\gamma_t > 0.$  We focus on solutions with  $\gamma_t > 0$  to arrive at the natural result that the exchange rate appreciates when the foreign convenience yield for dollar bonds rises. Finally, note that unlike  $\beta_t,$   $\gamma_t$  is not constant and varies with the convenience yield,  $\tilde{\lambda}_t.$

SDFs are highly volatile. When  $\beta = 1$  and  $\gamma_t = 0,$  we are back in the workhorse complete markets model. As soon as markets are incomplete  $0 < \beta < 1, \gamma > 0$  and the exchange rate

responds to the convenience yield shocks; exchange rates no longer absorb all of the shocks to the SDFs. The convenience yields do some of the shock absorption.

Furthermore, we can solve the stochastic differential equation (17) to find a closed-form expression for the log of the real exchange rate.

**Proposition 2.** *The real exchange rate  $s_t$  can be expressed as*

$$s_t = f(\lambda_t) + H_t + \beta s_t^{cm}. \quad (18)$$

The first term  $f(\lambda_t)$  is a function of the current convenience yield  $\lambda_t$ . Let  $b = (\rho^* - \rho)\sigma(1 - 2\beta)$ , then

$$\begin{aligned} f(\lambda) = & \frac{1}{2\nu} \{-\sqrt{b^2 + 4k} \log \left( 2e^{\lambda/2} \left( \cosh \left( \frac{\lambda}{2} \right) \left( \sqrt{b^2 + 4k} \sqrt{b^2 + 4k - 2\ell \tanh \left( \frac{\lambda}{2} \right) - 2\ell + b^2 + 4k - \ell} \right) - \ell \sinh \left( \frac{\lambda}{2} \right) \right) \right) \\ & + \sqrt{b^2 + 4k - 4\ell} \log \left( 2e^{\lambda/2} \left( \cosh \left( \frac{\lambda}{2} \right) \left( \sqrt{b^2 + 4k - 4\ell} \sqrt{b^2 + 4k - 2\ell \tanh \left( \frac{\lambda}{2} \right) - 2\ell + b^2 + 4k - 3\ell} \right) - \ell \sinh \left( \frac{\lambda}{2} \right) \right) \right) \\ & + \lambda \left( \sqrt{b^2 + 4k + b} \right) \}. \end{aligned}$$

The second term  $H_t$  captures the history of past convenience yields:

$$\begin{aligned} H_t &= \exp(-\phi t) H_0 + \int_0^t \exp(-\phi(t-u)) h(\lambda_u) du, \\ h(\lambda_t) &= -\frac{1}{2} \tilde{\lambda}_t - \phi f - (1-z)\mu + \frac{1}{2} \sigma \gamma_t \nu (\rho + \rho^*) + f' \theta \lambda_t - \frac{1}{2} f'' \nu^2. \end{aligned}$$

The third term is the real exchange rate  $s_t^{cm}$  under complete markets scaled by  $\beta$ , where

$$ds_t^{cm} = (-\mu - \phi s_t^{cm}) dt + \sigma (dZ_t^* - dZ_t). \quad (19)$$

The proof is in the appendix.

This proposition shows that the real exchange rate level is determined by not only the relative pricing kernels, as summarized by the real exchange rate  $s_t^{cm}$  under complete markets, but also the current convenience yield and the history of the convenience yields  $\lambda_t$ .

Finally we note that since  $s_t$  is stationary,  $s_t$  also has a forward-looking representation:

$$s_t = \bar{s} - \mathbb{E}_t \int_t^\infty ds_u \quad (20)$$

which can be expressed in the form of the [Froot and Ramadorai \(2005\)](#); [Jiang et al. \(2020\)](#) decomposition of exchange rates:

$$s_t = \bar{s} + \mathbb{E}_t \int_t^\infty (r_u - r_u^*) du - \mathbb{E}_t \int_t^\infty \pi_u du, \quad (21)$$

where  $\mathbb{E}_t \int_t^\infty (r_u - r_u^*) du$  encodes future short rate differences, while  $\mathbb{E}_t \int_t^\infty \pi_u du$  encodes future

currency risk premia and the convenience yields:

$$\begin{aligned}\pi_t &= \mathbb{E}_t[d \log(P_t S_t / P_t^*)] = \mathbb{E}_t[ds_t] + r_t - r_t^* \\ &= -\frac{1}{2}\tilde{\lambda}_t + \frac{1}{2}\sigma\gamma_t\nu(\rho + \rho^*).\end{aligned}$$

This is the equivalent of a Campbell-Shiller decomposition for exchange rates. The log of the exchange rate today reflects future interest rate differences (cash flows) and future convenience yields minus future risk premia (discount rates).<sup>7</sup>

### 3.4 Family of Solutions

This section explains why there are multiple solutions to the model. Consider the pair of Euler equations for the home investor in the foreign bond (equation (8)) and the foreign investor in the home bond (equation (10)). We rewrite these equations to derive expressions for the currency risk premia on long positions in USD and foreign currency, respectively:

$$\begin{aligned}r_t - r_t^* + E_t[ds_t] &= -\left(\frac{1}{2}[ds_t, ds_t] - [\sigma dZ_t^*, ds_t]\right) - \tilde{\lambda}_t. \\ r_t^* - r_t - E_t[ds_t] &= \left(\frac{1}{2}[ds_t, ds_t] + [-\sigma dZ_t, -ds_t]\right).\end{aligned}$$

These equations can be interpreted as follows. The expected log excess return on long positions in home bonds harvested by the foreign investor, given by the interest rate difference plus the expected rate of appreciation of the home currency, equals the log currency risk premium minus the convenience yield. The expression for the expected log excess return for the home investor is similar, but without the convenience yield. The sum of these two Euler equations produces the following condition:

$$-\tilde{\lambda}_t = \left(\frac{1}{2}[ds_t, ds_t] - \sigma[dZ_t^*, ds_t]\right) + \left(\frac{1}{2}[ds_t, ds_t] + \sigma[dZ_t^*, ds_t]\right). \quad (22)$$

The two terms in parentheses are respectively the log currency risk premium for the home investor going long foreign bonds and the foreign investor going long the home bond.

First, we consider the case where there is no convenience yields so that  $\tilde{\lambda}_t$  is always zero. In this symmetric case, these risk premia have to sum to zero. If one investor is earning a risk premium, the other investor must be paying the risk premium. In the case without convenience yields, consider the exchange rate process:

$$ds_t = \alpha_t dt + \beta\sigma(dZ_t^* - dZ_t^*).$$

---

<sup>7</sup>The expected rate of appreciation is  $\mathbb{E}_t[ds_t] = \left(-\frac{1}{2}\tilde{\lambda}_t - \phi s_t - \mu + \frac{1}{2}\sigma\gamma_t\nu(\rho + \rho^*)\right)$  and the interest rate difference is  $r_t - r_t^* = \phi s_t + \mu$ . The slope coefficient in a regression of the rate of depreciation on the interest rate difference is one.

That is, the only uncertainty is driven by the two Brownian motions driving the SDFs. Substituting into (22), we have that,

$$0 = \beta^2 \sigma^2 - \beta \sigma^2.$$

This equation has two solutions:  $\beta = 0$  and  $\beta = 1$ . The  $\beta = 1$  case corresponds to the complete markets model. The exchange rate is volatile, and the volatility carries a risk premium that compensates for the volatility. The  $\beta = 0$  case is also solution to all of the asset pricing equations. The exchange rate is non-stochastic and there is no risk premium in the model. All Euler equations are satisfied with a purely deterministic exchange rate (note that  $\alpha_t$  will not equal zero). We can think of this case as corresponding to an autarchic allocation: each agent holds their own home bonds and the exchange adjusts deterministically to enforce uncovered interest parity.

Next, we consider a version of our model with stochastic convenience yields. With convenience yields, the foreign investor's demand for dollar bonds necessarily reduces the foreign investor's pecuniary return to going long dollar bonds relative to foreign bonds (i.e., the non-pecuniary convenience yield partially offsets this reduced pecuniary return). But this means that the U.S. investor can earn an excess return by going long foreign bonds relative to dollar bonds. If the exchange rate is non-stochastic, this cannot be an equilibrium since the excess return to the U.S. investor offers an infinite Sharpe ratio. Thus the exchange rate must be stochastic, but as we show next, there is still a family of solutions that arises.

We substitute in the exchange rate process from (14) into (22) to give,

$$-\tilde{\lambda}_t = \gamma_t^2 v^2 + 2\beta_t^2 \sigma^2 + 2\gamma_t v \beta_t (\rho^* - \rho) \sigma - 2\beta_t \sigma^2 - (\rho^* - \rho) \sigma \gamma_t v.$$

Under our Assumption 2, we take  $\beta_t$  as constant and look for solutions for  $\beta$  that satisfy:

$$0 = 2\beta^2 \sigma^2 - 2\beta \sigma^2 + k, \tag{23}$$

for constant  $k$ . Likewise, we look for solutions for  $\gamma_t$  that satisfy:

$$k - \tilde{\lambda}_t = \gamma_t^2 v^2 + 2\gamma_t v \beta (\rho^* - \rho) \sigma - (\rho^* - \rho) \sigma \gamma_t v. \tag{24}$$

Then  $k$  indexes a family of solutions with varying passthrough from the convenience yield and SDF shocks to the exchange rate. Mathematically, the zero volatility case is no longer a solution because if  $k = 0$ , the solution for  $\gamma_t$  is imaginary. This latter point can be seen by inspecting (16). We note that  $k$  indexes the solution for both  $\beta$  and  $\gamma$ . A key property of these solutions is that higher  $\beta$  goes together with higher  $\gamma$ . The next section builds on this observation.

## 4 Quantitative Implications of Convenience Yields for Exchange Rates

This section discusses (1) the comovement between dollar exchange rate and flight-to-safety as in Jiang et al. (2020), (2) the partial SDF-FX pass-through and the Brandt et al. (2006) puzzle, (3)

the Backus-Smith puzzle, (4) currency risk premium in log and in level, (5) the Froot-Ramadorai decomposition of exchange rate level, and (6) the impact of quantitative easing in the model and data.

Our model provides a quantitative account of these patterns FX dynamics driven by our convenience model of exchange rates. We begin by explaining our calibration choices.

#### 4.1 Calibration Choices

We calibrate the model at the quarterly frequency with the following parameter values:  $\mu = 0$ ,  $\sigma = 0.5$ ,  $\phi = 0.25$ ,  $\ell = 5\%$ ,  $\theta = 0.5$ ,  $\nu = 5$ ,  $\rho = 0$ ,  $\rho^* = -0.50$ . This set of parameter values implies that the convenience yield  $\tilde{\lambda}_t$  process has an unconditional mean of 2.5% and standard deviation of 2.1%. These magnitudes are close to our estimates in Jiang et al. (2020), which find that the standard deviation of the dollar's convenience yield  $\lambda_t$  is 2.3% and the mean is 2.2%. Jiang et al. (2020) we directly measure the U.S. Treasury basis, which we show under our theory will be proportional to the convenience yield,  $\lambda_t$ . We estimate the constant of proportionality to be  $\frac{1}{1-0.9}$  so that the standard deviation of the basis of 0.23 implies a standard deviation of the convenience yield of  $0.23/(1 - 0.9) = 2.3\%$  and the mean basis of 0.22 gives a mean convenience yield of  $0.22/(1 - 0.9) = 2.2\%$ .

The pricing kernel volatility  $\sigma$  is calibrated to 50%, which implies that the maximal Sharpe ratio permitted by either country's pricing kernel is roughly 0.5 per quarter. We further assume that the correlation between the home SDF shock and the convenience yield shock is  $\rho = 0$ , and the correlation between the foreign SDF shock and the convenience yield shock is  $\rho^* = -0.50$ . This assumption implies that the foreign agents' marginal utility goes up when the convenience yield increases.

The adjustment in interest rate in response to the exchange rate level is governed by the parameter  $\phi$ , which we set to 0.25. In discrete time, this parameter value implies that the half life of the variation in the real exchange rate level is 2.4 quarters.

Note  $k$  can take values between  $(\frac{\ell - (\rho^* - \rho)^2 \sigma^2 / 4}{1 - (\rho^* - \rho)^2 / 2}, \sigma^2 / 2)$ . Equivalently, the equilibria in this system can be indexed by the value of  $\beta$ , which is bounded by  $[0.10, 0.90]$ . If  $\beta$  is below 0.10 or above 0.90,  $\gamma_t$  will have imaginary roots when  $\lambda_t$  is large.

#### 4.2 Choosing $k$

We write the the innovation in the exchange rate in terms of the underlying economic shocks:

$$ds_t - \mathbb{E}_t[ds_t] = \beta(dm_t^* - dm_t) + \gamma_t \frac{\ell}{\tilde{\lambda}_t(\ell - \tilde{\lambda}_t)} d\tilde{\lambda}_t.$$

The first term on the right-hand side is the exchange rate's exposure to the pricing kernel differential's shock. The second term is the exchange rate's exposure to the convenience yield shock.

We note that  $k$  indexes a family of pricing kernel exposure  $\beta$  and the convenience yield expo-



sure  $\gamma_t$ . Let us start with the calibration choices above, but with  $\rho = \rho^* = 0$ . In the left panel of Figure 1, we plot  $\beta$  against  $\gamma_t$  evaluated at  $\lambda_t = 0$  for different values of  $\beta$ . This plot is generated by varying  $k$  over its domain. We see that the convenience yield loading  $\gamma_t$  is positively associated with the SDF loading  $\beta$  when  $\beta < 0.5$ , and is negatively associated with the SDF loading  $\beta$  when  $\beta > 0.5$ . When  $\rho = \rho^* = 0$ , our equations can be simplified to

$$\beta = \frac{1}{2} \pm \frac{\sqrt{\sigma^2 - 2k}}{2\sigma}, \text{ and } \gamma_t = \frac{\sqrt{4(k - \tilde{\lambda}_t)}}{2\nu};$$

when  $\beta$  takes the smaller root (i.e. less than 0.5), both  $\beta$  and  $\gamma_t$  are increasing in  $k$ . For  $\beta > 0.5$ , the  $\beta$  is decreasing in  $k$ , while  $\gamma_t$  is increasing in  $k$ .

In the panel on the right, we report the case with  $\rho^* = -0.5$  which corresponds to our principal calibration. Over most of the range of  $\beta$ , the convenience yield loading  $\gamma_t$  is positively associated with the SDF loading  $\beta$ . Algebraically, from equation (24), when  $\rho - \rho^* = 0.5$ , the term on the right-hand side contributes to the relation, thus strengthening the relation between  $\gamma$  and  $\beta$ .

### 4.3 Exchange Rate and Flight-to-Safety

Jiang et al. (2020) show that the dollar's real exchange rate is increasing in the convenience yield that foreign investors assign to the dollar risk-free bond. Specifically, when the US Treasury's convenience yield increases by one standard deviation (0.23% as measured by Treasury basis), the dollar appreciates by 2.35%. In the post-2008 sample, the one-standard deviation shock leads to a dollar appreciation of 3.28%. We target this regression coefficient to pin down  $\gamma_t$  and then via the logic of the model, also pin down  $\beta$ .

We discretize the model by a time increment of  $\Delta t = 0.001$  and simulate  $500 \times 1000$  periods. Table 1 presents regression results from the simulated sample. The top panel reports results for

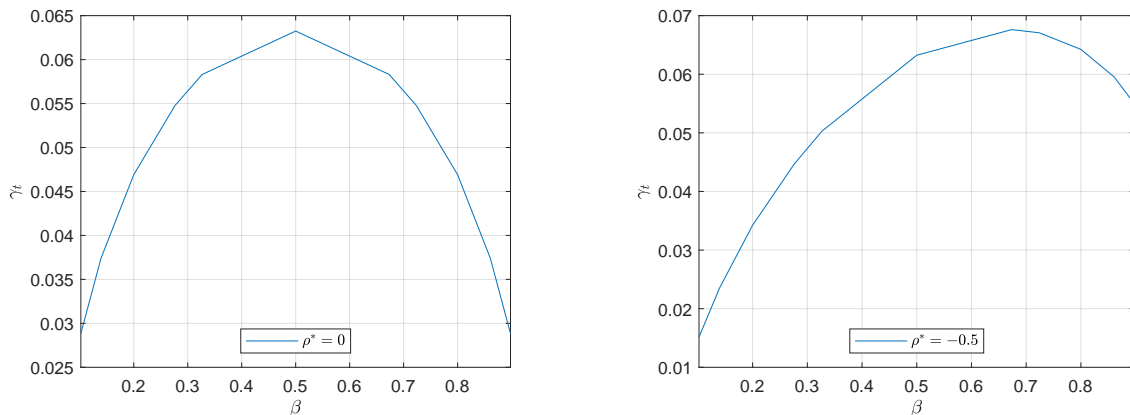


Figure 1: FX Loadings on the SDF and the Convenience Yield Shocks

the case with flight to quality by foreign investors. The bottom panel reports results for the case without flight to quality. We pick 6 different values of  $k$ , ranging from the minimum to the maximum possible values.<sup>8</sup> Then, we run the regression of the exchange rate movement  $\Delta s_t$  on the change in the convenience yield  $\Delta \tilde{\lambda}_t$ , and report the regression coefficient in Column (3). In our preferred case in the first row of the top panel, with the lowest possible  $\beta$ , this coefficient is 1.70. In comparison, the aforementioned empirical result in [Jiang et al. \(2020\)](#) suggests that the slope coefficient should be between 1.02 and 1.49.

The lower panel of the Table reports the results for the case of  $\rho^* = 0$ . In the version of the model without flight-to-quality, the model generates too high a regression coefficient on the convenience yield innovation. As we discuss in the next sections, this parameterization also generates too high an exchange rate volatility. See column (4) of the table.

#### 4.4 Partial SDF-FX Pass-through and FX Volatility

Under complete markets, the real exchange rate follows

$$ds_t^{cm} = \alpha_t^{cm} dt + \beta_t^{cm} \sigma(dZ_t^* - dZ_t) + \gamma_t^{cm} v dX_t = (-\mu - \phi s_t^{cm}) dt + \sigma(dZ_t^* - dZ_t), \quad (25)$$

<sup>8</sup>For each value of  $k$ , we compute  $\gamma_t$  and select the smaller root of  $\beta$ , and then simulate the model.

Table 1: Simulation Results

(3) reports the slope coefficient in regression of  $\Delta s_t$  on  $\Delta \tilde{\lambda}_t$ . (4) reports FX vol. (5) reports slope coefficient in regression of  $\Delta s$  on  $m - m^*$ . (6) reports the exp. log excess return on long position in USD. Simulation based on 500 samples of size  $T = 1000$ .

<i>Panel A: <math>\rho^* = -0.5</math></i>						
(1)	(2)	(3)	(4)	(5)	(6)	
$k$	$\beta$	FX-Conv Yield Coef	FX Vol (%)	FX-SDF Coef	Exp. Log Return (%)	
<b>0.05</b>	<b>0.10</b>	<b>1.70</b>	<b>11.93</b>	<b>0.10</b>	<b>-1.97</b>	
0.06	0.14	2.77	16.01	0.14	-2.71	
0.08	0.19	3.79	21.55	0.19	-3.66	
0.09	0.25	4.70	27.16	0.25	-3.16	
0.11	0.32	5.77	33.72	0.32	-4.41	
0.13	0.50	7.32	47.51	0.50	-6.67	
<i>Panel B: <math>\rho^* = 0</math></i>						
(1)	(2)	(3)	(4)	(5)	(6)	
$k$	$\beta$	FX-Conv Yield Coef	FX Vol (%)	FX-SDF Coef	Exp. Log Return (%)	
0.05	0.11	3.52	18.04	0.11	-1.79	
0.07	0.15	4.44	22.24	0.15	-0.35	
0.08	0.20	5.47	27.38	0.20	-0.89	
0.10	0.26	6.03	32.08	0.26	-0.62	
0.11	0.33	6.72	37.23	0.33	-0.32	
0.13	0.50	7.48	47.39	0.50	0.55	

which does not load on the convenience yield shock  $dX$ , i.e.  $\gamma_t^{cm} = 0$ , and moves one-to-one with the shocks to the pricing kernels, i.e.  $\beta_t^{cm} = 1$ .

In contrast, under incomplete markets with a convenience yield, the real exchange rate follows

$$ds_t = \left( -\frac{1}{2}\tilde{\lambda}_t - \phi s_t - \mu + \frac{1}{2}\sigma\gamma_t\nu(\rho + \rho^*) \right) dt + \gamma_t\nu dX_t + \beta_t\sigma(dZ_t^* - dZ_t), \quad (26)$$

which loads on the convenience yield shock  $dX$  while having only a partial pass-through governed by  $0 < \beta < 1$  from the SDF shocks to the real exchange rate movement  $ds_t$ .

Lustig and Verdelhan (2019) provide a related result. They show that incomplete markets introduce a wedge in the exchange rate movement and this wedge is always negatively correlated with the SDF differential, which as a result partially offset the exchange rate movements induced by the SDF differential and lead to a less volatile exchange rate movement. In our model, we interpret this wedge as a convenience yield, and furthermore, we calibrate the relation between convenience yields and exchange rates based on the empirical analysis in Jiang et al. (2020). This approach allows us to go further than Lustig and Verdelhan (2019) and nail down the extent of incomplete pass-through.

From Table 1 we see that in our preferred calibration,  $\beta$  equals 0.10. The SDF volatility is 50%, but the exchange rate volatility is only 11.93%. Higher values of  $k$  lead to higher values of  $\beta$  and higher exchange rate volatility. This partial SDF-FX pass-through result helps resolve the volatility puzzle of Brandt et al. (2006); the complete markets  $dm - dm^*$  is more volatile than  $ds$ . In particular, the conditional variance of the exchange rate movement is

$$[ds_t, ds_t] = \gamma_t^2\nu^2 + 2\beta^2\sigma^2 + 2\gamma_t\nu\beta\sigma(\rho^* - \rho) \quad (27)$$

whereas under complete markets, it is

$$[ds_t^{cm}, ds_t^{cm}] = 2\sigma^2 \quad (28)$$

The reduced pass-through in our model is due to both a  $\beta$  that is much smaller than one, and  $\rho^* - \rho = -0.5$ , which reduces the volatility in equation (27).

#### 4.5 Backus-Smith Puzzle

The exchange rate movement  $ds$  is exposed to both the SDF shock and the convenience yield shock. In relation to the Backus-Smith puzzle, we calculate the slope coefficient in a projection of the exchange rate change the relative log SDF differential:

$$\frac{[ds_t, dm_t - dm_t^*]}{[dm_t - dm_t^*, dm_t - dm_t^*]} = \beta + \frac{\gamma_t\nu(\rho^* - \rho)}{2\sigma}. \quad (29)$$

From Table 1 we see that this coefficient is 0.1 in our model. For comparison, under complete markets,  $\beta = 1$  and  $\gamma_t = 0$ , and therefore

$$\frac{[ds_t^{cm}, dm_t - dm_t^*]}{[dm_t - dm_t^*, dm_t - dm_t^*]} = 1. \quad (30)$$

Under incomplete markets, as  $\beta$  is below one, the first term in (29) shrinks the covariance  $[ds_t, dm_t - dm_t^*]$  towards 0. This is the channel due to market incompleteness that was highlighted by Lustig and Verdelhan (2019).

The second term results from the correlation between the SDF shock and the convenience yield shock. If  $\rho^* < \rho$ , i.e. the foreign country's pricing kernel is more exposed to the convenience yield shock than the home country, this term is negative, which further reduces the slope coefficient in Eq. (29).

While our parameterization generates a coefficient near zero, it does not generate a negative coefficient. The exchange rate is still counter-cyclical: the model generates an appreciation of the foreign currency when the foreign investors experience higher marginal utility growth than the U.S. investors.

Can our model generate a negative slope coefficient in the projection of the rate of appreciation on the differences in the log pricing kernels? The negative second term in (29) suggests that it may. The economics here is that if the home exchange rate appreciates when the convenience yield increases, and convenience yield increases are correlated with worse economic conditions in foreign relative to home, then it may be possible to generate a procyclical exchange rate.

To see if it is possible to generate a negative regression coefficient, we plug  $\gamma_t$  into Eq. (29):

$$\frac{[ds_t, dm_t - dm_t^*]}{[dm_t - dm_t^*, dm_t - dm_t^*]} = \beta + \frac{(\rho^* - \rho)(\rho^* - \rho)\sigma(1 - 2\beta) + \sqrt{(\rho^* - \rho)^2\sigma^2(1 - 2\beta)^2 + 4(k - \tilde{\lambda}_t)}}{2}.$$

When  $\rho^* - \rho \geq 0$ , this coefficient is guaranteed to be positive. So we want  $\rho^* - \rho$  to be negative. If so, the coefficient is increasing in  $\tilde{\lambda}_t$ ; we therefore pick the lowest possible  $\tilde{\lambda}_t = 0$ . Once  $\beta$  takes the smaller or the greater root,  $k$  and  $\beta$  are 1-to-1 increasing, but this coefficient is not monotone in either of them. So a numeric search is needed.

In Figure 2, we report the value of this coefficient while varying  $\rho^* - \rho$  across  $(-0.9, 0.9)$ . For each value of  $\rho^* - \rho$ , we vary  $k$  across its entire range  $(\frac{\ell - (\rho^* - \rho)^2\sigma^2/4}{1 - (\rho^* - \rho)^2/2}, \sigma^2/2)$  and for each  $k$ , we allow  $\beta$  to take either root. As a result, we obtain a monotone sequence of  $\beta$  for each value of  $\rho^* - \rho$ . For example, when  $\rho^* - \rho = -0.9$ , the sequence of  $\beta$  is between 0 and 1. When  $\rho^* - \rho = -0.5$ , the sequence of  $\beta$  is between 0.10 and 0.90. This figure shows that under our specification, the Backus-Smith coefficient can be close to zero but is always positive. This is a quantitative result, not a theoretical one. Theory points to an economic force via the correlation between convenience yields and the SDF that can make the coefficient negative. Thus, it may be possible to consider alternative processes for  $\lambda_t$  or the SDF such that the coefficient is negative.

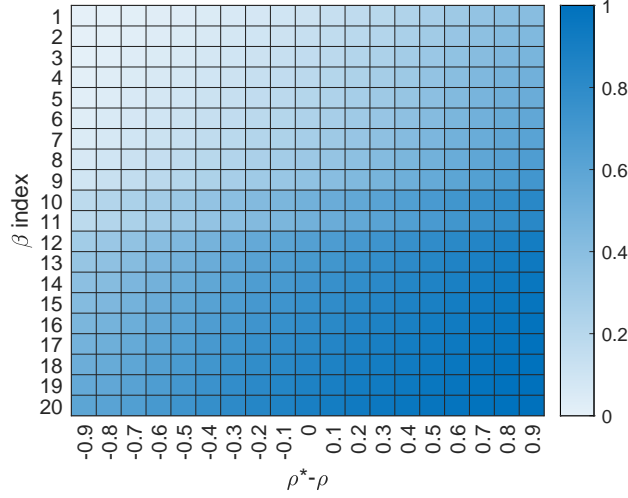


Figure 2: Backus-Smith Coefficient. We report the regression coefficient in Eq. (29) across different values of  $\beta$  and  $\rho^* - \rho$ .

#### 4.6 Currency Risk Premium

The expected log excess return on going long U.S. government bonds relative to foreign government bonds is given by:

$$\begin{aligned}\pi_t &= \mathbb{E}_t[d \log(P_t S_t / P_t^*)] = \mathbb{E}_t[ds_t] + r_t - r_t^* \\ &= -\frac{1}{2}\tilde{\lambda}_t + \frac{1}{2}\sigma\gamma_t\nu(\rho + \rho^*)\end{aligned}\quad (31)$$

The first term captures the dollar's convenience yield earned by foreign investors. The foreign investors derive non-pecuniary benefits from holding the dollar bond, and therefore require a lower expected return to hold dollar government bonds. The second term captures the dollar's currency risk premium. As the convenience yield shock is correlated with the SDF shocks, the magnitude of the risk premium depends on the correlations  $\rho$  and  $\rho^*$ .

This term is  $-\frac{1}{2}\tilde{\lambda}_t$  instead of  $-\tilde{\lambda}_t$  because the other half of the convenience yield is in the Jensen's term  $\frac{1}{2}[ds_t, ds_t]$ . In levels, the expected return on a long position in USD, in excess of the foreign risk-free rate, from the perspective of the foreign investor, loads on the convenience yield  $\tilde{\lambda}_t$  with a coefficient of one:

$$\Pi_t = \mathbb{E}_t\left[\frac{d(P_t S_t / P_t^*)}{P_t S_t / P_t^*}\right] = \mathbb{E}_t\left[\frac{dS_t}{S_t}\right] + r_t - r_t^* = \pi_t + \frac{1}{2}[ds_t, ds_t] \quad (32)$$

$$= -\tilde{\lambda}_t + \beta\sigma^2 + \sigma\gamma_t\nu\rho^*. \quad (33)$$

The expected return in levels declines one-for-one with the dollar convenience yield. The expected

return also declines as  $\rho^*$  declines, since higher foreign marginal utility growth coincides on average with higher convenience yields and smaller depreciation of the USD. On the other hand, the level of the expected foreign currency return, from the perspective of the U.S. investor, only reflects the covariance between the U.S. investor's SDF and the exchange rate movement:

$$\tilde{\Pi}_t = -\pi_t + \frac{1}{2}[ds_t, ds_t] = \beta\sigma^2 - \sigma\gamma_t\nu\rho. \quad (34)$$

This risk premium of the dollar is solely driven by the combination of market incompleteness and the cyclical nature of the convenience yield. For comparison, if markets are complete, since the home and the foreign SDFs have the same volatilities, the log currency risk premium on USD is zero and the risk premium in levels equals the variance of the SDF (Bansal, 1997; Backus et al., 2001).

$$\pi_t^{cm} = 0 \quad (35)$$

$$\Pi_t^{cm} = \sigma^2. \quad (36)$$

In this case, the log currency risk premium is too small relative to the data whereas the level of currency risk premium is too large. The complete markets part of the model could be extended to generate non-zero complete markets currency risk premia by introducing asymmetries and time variation in the quantity and price of risk, as in the work of Verdelhan (2010); Colacito and Croce (2011); Farhi and Gabaix (2016).

In Table 1 we report that the expected log return in the model is  $-1.97\%$ . For comparison, in Jiang et al. (2020) we compute the returns for a foreign investor to owning the entire U.S. Treasury bond index relative to their home government bond index, over a sample from 1980 to 2019. We report that the dollar Treasury return is  $1.89\%$  lower than the foreign bond return, which is remarkably close to the result from the model. Given an average convenience yield of  $\tilde{\lambda}_t = 2.2\%$ , our model indicates that about  $1.1\%$  in the expected return is attributable to the convenience yield, and  $0.9\%$  is attributable to the dollar's risk premium.

In our incomplete market model with convenience yield allows for a persistent log currency risk premium  $\pi_t$ , as reported in Figure 3. The expected log excess return  $\pi_t$  is decreasing in  $\tilde{\lambda}_t$ . When  $\beta = 0.10$ , the US log currency expected return is roughly  $-2\%$ . Figure 3 and 4 plots the currency risk premium as a function of  $\beta$  and for different values of  $\tilde{\lambda}_t$ . We plot both the level and the log expected return.

#### 4.7 Conditional Currency Risk Premium

The SDFs have constant volatility in this model. The standard approach to introducing time variation in the conditional currency risk premium is to introduce time-varying volatility in the SDFs, which in turn can result from either changes in the quantities of risk or changes in the prices of risk. We have left out these features in order to derive a closed-form solution for the exchange

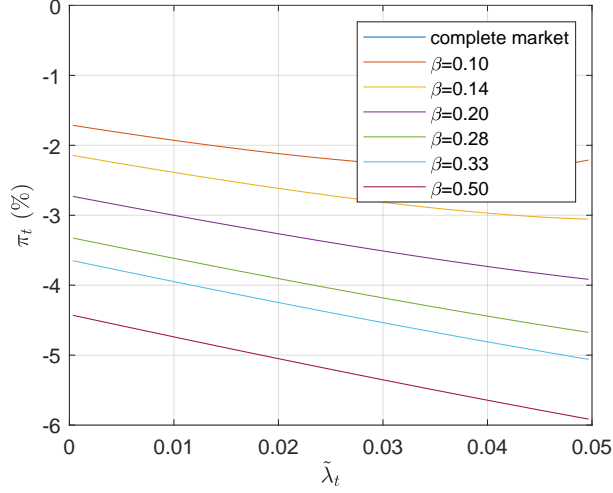


Figure 3: The Dollar's Expected Log Excess Return

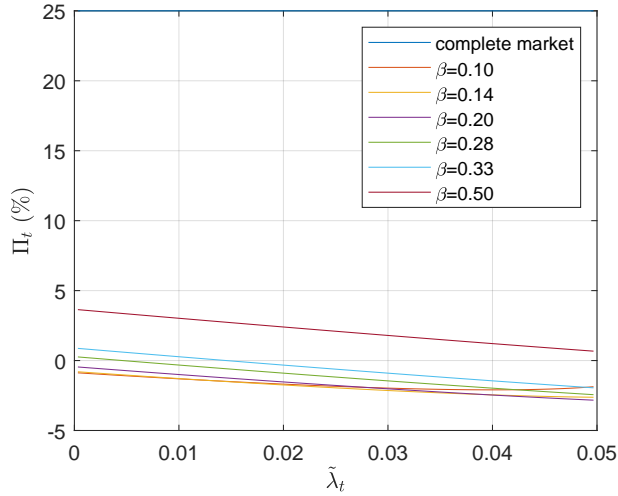


Figure 4: The Dollar's Expected Excess Return Level

rate dynamics. A more general model will be able to generate realistic variation in both the convenience yields and in the conditional currency risk premia.

That said, since the convenience yield and the SDF are correlated and the convenience yield has a time-varying volatility, our model does generate variation in the conditional currency risk premium. Under our calibration,  $\gamma_t$  is decreasing in  $\tilde{\lambda}_t$ , so the dollar exchange rate's loading on the convenience yield shock is lower when the convenience yield is higher. Since  $\rho + \rho^* < 0$ , the risk premium component in the dollar's expected log excess return,  $\frac{1}{2}\sigma\gamma_t\nu(\rho + \rho^*)$ , is increasing in  $\tilde{\lambda}_t$ . However, this effect is dwarfed by the convenience yield component, so the dollar's expected



log excess return is still decreasing in  $\tilde{\lambda}_t$  in Figure 3.

## 5 Quantitative Easing

Quantitative easing (QE) policies – that is, large scale purchases of long-term bonds matched by increases in bank reserves – have been shown to affect exchange rates (Neely, 2015). In this section, we show how our model can shed light on this connection.

Quantitative easing changes the supply of safe assets and the convenience yield on these assets. This channel is outlined in Krishnamurthy and Vissing-Jorgensen (2011), and as explained, can either increase or decrease the supply of safe assets. A swap of mortgage-backed securities for reserves likely increases the supply of safe assets, since reserves are a more convenient asset than mortgage-backed securities. A swap of Treasuries for reserves may increase or decrease the supply of safe assets depending on whether banks pass on the reserve expansion by expanding deposits, and the relative convenience of these deposits and Treasuries. Thus, convenience yields can either rise or fall with QE.

Our theory of exchange rate connects the convenience yield with exchange rates. That is, QE that increases the convenience yield on dollar bonds should be expected to appreciate the dollar, while QE that decreases the convenience yield should be expected to depreciate the dollar.

Figure 5 presents evidence linking changes in convenience yields around QE-event dates and changes in the dollar exchange rate. The dollar exchange rate is measured as the equal-weighted G-10 cross. The basis is the 1-year U.S. Treasury against an equal-weighted currency-hedged 1-year G-10 government bond. The data is from Krishnamurthy and Lustig (2019). As we show theoretically in Jiang et al. (2020), the basis is proportional to the convenience yield on U.S. Treasury bonds relative to foreign bonds.

We note two key patterns in this figure: the dollar appreciates in some of these events, while it depreciates in others; and both the sign and magnitude of the change in the dollar lines up with changes in the basis. Table 2 presents this evidence in a regression. We regress the 2-day (Panel A) and 3-day (Panel B) change in the exchange rate against the change in the basis, controlling for the change in the relative interest rates in home and foreign, which can control for shifts in the stance of monetary policy. At both horizons and measuring the basis using different maturity bonds, there is a strong relation between QE-induced changes in the basis and the dollar. Focusing on the 1-year basis in Panel A, we see that a 10 basis point change in the Treasury basis leads to a 1.66% appreciation in the dollar. From the results in Jiang et al. (2020), a 10 basis point change in the basis is equal to 1% change in the convenience yield.

Next, we turn to our model to see how well it can capture these patterns. We do not explicitly model the relation between  $\lambda$  and the quantity of safe assets. Instead we focus directly on inducing a shock to  $\lambda$  and tracing out the impact of this shock on the exchange rate. We discretize the model by a time increment of  $\Delta t = 0.01$  and start the model at  $t = 0$ . For initial values, we set

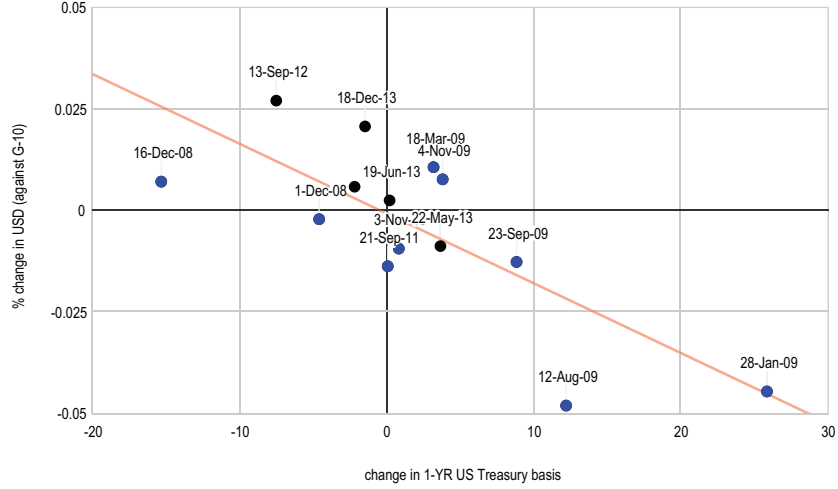


Figure 5: G-10 Dollar appreciation against change in basis around QE event dates. Sample of 14 QE event dates. 2-day window after QE-event dates. We include the event day and define the change in the basis ( $\Delta$  Basis) and the change in the dollar from the close of trading on the day prior to the event day to the close of trading 2-days later.

Table 2: QE, Basis, and Exchange Rate

Regression of changes in dollar (G-10) on QE-induced changes in U.S. Treasury basis and changes in yields. We include 14 QE event dates. We include the event day and define the change in the basis ( $\Delta$  Basis) and the change in the dollar from the close of trading on the day prior to the event day to the close of trading  $x$  days later.  $\Delta y$ -diff is the change in the 1-year interest rate differential between the U.S. and the G-10 average.

		3M	1Y	2Y	3Y	5Y	7Y	10Y
Panel A: 2-day window								
$\Delta$ Basis	coeff	-0.247	-0.166	-0.240	-0.225	-0.170	-0.189	-0.152
	s.e.	0.057	0.028	0.035	0.037	0.034	0.047	0.050
$\Delta y$ -diff	coeff	20.012	31.381	17.501	16.338	12.568	12.857	11.231
	s.e.	9.066	8.031	3.092	2.951	2.610	2.624	3.195
	$R^2$	0.637	0.828	0.837	0.800	0.751	0.697	0.563
Panel B: 3-day window								
$\Delta$ Basis	coeff	-0.219	-0.188	-0.175	-0.183	-0.135	-0.106	-0.083
	s.e.	0.051	0.027	0.036	0.037	0.036	0.037	0.043
$\Delta y$ -diff	coeff	15.319	22.568	15.494	13.861	12.186	12.068	11.944
	s.e.	7.054	6.307	3.227	2.541	2.064	2.253	2.685
	$R^2$	0.624	0.811	0.745	0.779	0.778	0.724	0.643

$s_0 = s_0^{cm} = \bar{s}$ , set  $\lambda_0 = 0$ , and set  $H_0$  to satisfy

$$s_0 = f(\lambda_0) + H_0 + z s_0^{cm}. \quad (37)$$

We introduce a positive impulse  $X_{0+} - X_0$  at period zero that leads the convenience yield to jump by one standard deviation at  $t = 0+$ . After this shock, we simulate  $dX_t$ ,  $dZ_t$  and  $dZ_t^*$  under the normal distribution with mean zero and standard deviation  $\sqrt{\Delta t}$ . We average across 100,000 simulated paths of the shocks  $(dX_t, dZ_t, dZ_t^*)$ . In this way, we estimate the average response following a positive convenience yield shock at date 0. We also simulate a benchmark case in which we draw from the normal distribution with mean 0 for the entire period  $t \in (0, T]$ . As expected, the average responses of exchange rate and convenience yield are close to zero in this benchmark case. We report the difference between the average responses in the case of a convenience yield shock and the benchmark case.

Figure 6 reports the result. In the top-left panel, we shock the convenience yield  $\lambda_t$  and then let the internal dynamics of mean reversion gradually bring the convenience yield to zero over the next 10 quarters. We can think of this shock as an announcement by the central bank to purchase assets at date 0, and then slowly unwind these purchases over the next 10 quarters.

The top-left panel of the figure graphs the instantaneous convenience yield over this path. The top-right panel plots the average convenience yield between time 0 and time  $t$  ( $= \frac{1}{t} \int_{k=0}^t \tilde{\lambda}_k dt$ ). This panel gives an expectations-hypothesis-type heuristic of how different maturity bases will react to this shock. We see that the largest response is in the short maturity bases with the effects dying out for longer maturity bases. At the one year point, the convenience yield rises by about 0.095% (i.e. a rise in the Treasury basis of 9.5 basis points). The bottom-left panel plots the complete markets exchange rate averaged across simulation paths. The last panel plots the exchange rate from the model. On impact, the exchange jumps by 0.9%, before gradually reverting to its long-run level. Thus quantitatively, our model generates a regression coefficient on the 1 year basis of  $-0.1$ , which is of the right magnitude but smaller than the numbers in Table 2.

The simulation pins down the QE unwind via the mean reversion of  $\theta$ . At present, our model does not allow us to consider experiments where we vary the length of the impulse. But a plausible accounting of the difference between model and data is that in the data, the QE announcements are expected to involve purchases lasting one to two year before hitting an unwind phase.

The behavior in term  $H_t$  representing the cumulative convenience yields is also interesting. Since

$$H_t = \exp(-\phi t) H_0 + \int_0^t \exp(-\phi(t-u)) h(\lambda_u) du \quad (38)$$

$$h(\lambda_t) = -\frac{1}{2} \tilde{\lambda}_t - \phi f - (1-z)\mu + \frac{1}{2} \sigma \gamma_t \nu (\rho + \rho^*) + f' \theta \lambda_t - \frac{1}{2} f'' \nu^2, \quad (39)$$

its increment  $h(\lambda_t)$  is a non-linear function of the convenience yield  $\lambda_t$ . Under our calibration, it has a hump shape with higher values when  $\lambda_t$  is around 0 and lower values when  $\lambda_t$  is too high or

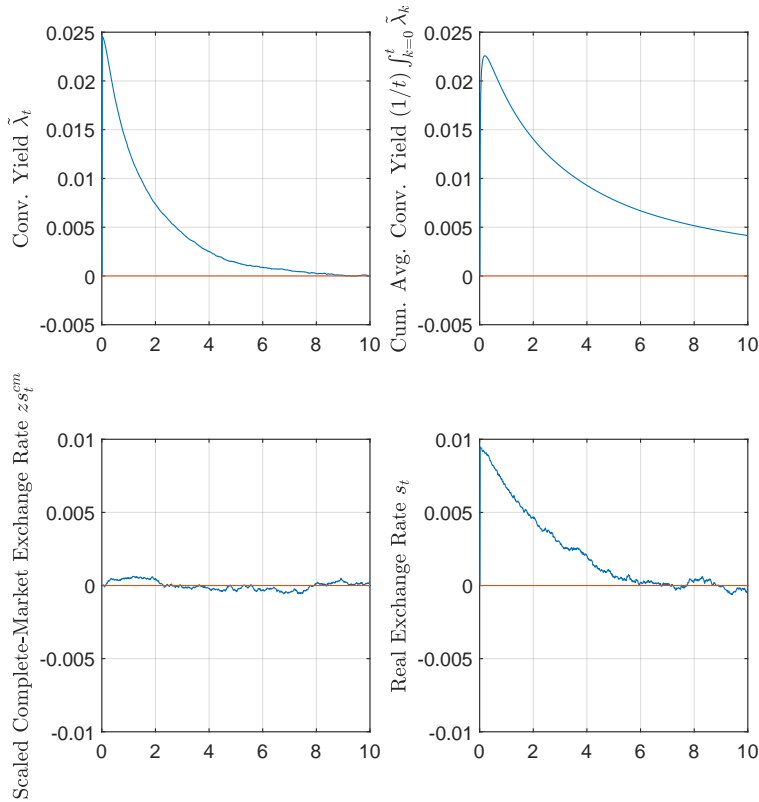


Figure 6: Impulse Response to a Convenience Yield Shock. We report the average difference between simulations in which the convenience yield  $\lambda_t$  jumps up by 1 standard deviation ( $\nu = 5$ ) in the period 0 and simulations in which all shocks have zero means. At the end of the 2nd quarter (flagged by the vertical line), the convenience yield  $\tilde{\lambda}_t$  is around 2% and the real exchange rate is about 2% above the long-run average.

too low. In our simulation,  $h(\lambda_t)$  first goes down and then goes up, which partially mitigates the effect of convenience yield shock on the dollar in the beginning and then makes it more persistent. So, the half life of the response in real exchange rate is longer than the half life of the response in the spot convenience yield.

## 6 Conclusion

Our paper delivers a fully specified no-arbitrage model of exchange rates, interest rates and convenience yields. In our model, the U.S. central bank can directly affect the dollar exchange rate, not by changing bond currency risk premia, but by changing the convenience yields on dollar-denominated government bonds. We refer to this as the convenience yield channel. Our paper is the first to embed this convenience yield channel in a no-arbitrage model of exchange rates. This

channel is complementary to the government bond risk premium channel in models with bond market segmentation. The convenience yield channel imputes a unique role to the US central bank in affecting the dollar exchange rate without changing US interest rates, because it can change the convenience yields earned by foreign investors.

## References

- Alvarez, Fernando, Andrew Atkeson, and Patrick Kehoe, 2002, Money, interest rates and exchange rates with endogenously segmented markets, *Journal of Political Economy* 110(1), 73–112.
- Augustin, Patrick, Mikhail Chernov, Lukas Schmid, and Dongho Song, 2020, The term structure of cip violations.
- Backus, David, Nina Boyarchenko, and Mikhail Chernov, 2018, Term structures of asset prices and returns, *J. financ. econ.* 129, 1–23.
- Backus, David, and Gregor Smith, 1993, Consumption and real exchange rates in dynamic economies with non-traded goods, *Journal of International Economics* 35, 297–316.
- Backus, David K, Silverio Foresi, and Chris I Telmer, 2001, Affine term structure models and the forward premium anomaly, *J. Finance* 56, 279–304.
- Bansal, Ravi, 1997, An exploration of the forward premium puzzle in currency markets, *Review of Financial Studies* 10, 369–403.
- Boudoukh, Jacob, Matthew Richardson, and Robert F Whitelaw, 2016, New evidence on the forward premium puzzle, *Journal of Financial and Quantitative Analysis* 51(3), 875–897.
- Brandt, Michael W, John H Cochrane, and Pedro Santa-Clara, 2006, International risk sharing is better than you think, or exchange rates are too smooth, *Journal of Monetary Economics* 53, 671–698.
- Campbell, John Y, and Richard H Clarida, 1987, The dollar and real interest rates, *Carnegie-Rochester Conference Series on Public Policy* 27, 103–139.
- Chernov, Mikhail, and Drew D Creal, 2018, International yield curves and currency puzzles.
- Chien, YiLi, Hanno Lustig, and Kanda Naknoi, 2020, Why are exchange rates so smooth? a household finance explanation, *Journal of Monetary Economics* 112, 129–144.
- Chinn, Menzie D., and Guy Meredith, 2004, Monetary policy and long-horizon uncovered interest parity, *IMF Staff Papers* 51, 409–430.
- Colacito, Riccardo, and Mariano Massimiliano Croce, 2011, Risks for the long run and the real exchange rate, *Journal of Political Economy* 119, 153–181.

- Dou, Winston Wei, and Adrien Verdelhan, 2015, The volatility of international capital flows and foreign assets, *Unpublished Working Paper, MIT*.
- Du, Wenxin, Joanne Im, and Jesse Schreger, 2018a, The us treasury premium, *J. Int. Econ.* 112, 167–181.
- Du, Wenxin, and Jesse Schreger, 2021, Cip deviations, the dollar, and frictions in international capital markets, Working Paper 28777, National Bureau of Economic Research.
- Du, Wenxin, Alexander Tepper, and Adrien Verdelhan, 2018b, Deviations from covered interest rate parity, *J. Finance* 73, 915–957.
- Engel, Charles, and Kenneth D West, 2005, Exchange rates and fundamentals, *Journal of political Economy* 113, 485–517.
- Engel, Charles, and Steve Pak Yeung Wu, 2018, Liquidity and exchange rates: An empirical investigation.
- Fama, Eugene F., 1984, Forward and spot exchange rates, *Journal of Monetary Economics* 14, 319–338.
- Farhi, Emmanuel, and Xavier Gabaix, 2016, Rare disasters and exchange rates, *Q. J. Econ.* 131, 1–52.
- Froot, Kenneth A, and Tarun Ramadorai, 2005, Currency returns, intrinsic value, and institutional-investor flows, *J. Finance* 60, 1535–1566.
- Gabaix, Xavier, and Matteo Maggiori, 2015, International liquidity and exchange rate dynamics, *The Quarterly Journal of Economics* 130, 1369–1420.
- Gourinchas, Pierre-Olivier, Walker Ray, and Dimitri Vayanos, 2019, A preferred-habitat model of term premia and currency risk, Technical report, mimeo.
- Greenwood, Robin, Samuel G Hanson, Jeremy C Stein, and Adi Sunderam, 2019, A quantity-driven theory of term premiums and exchange rates, Technical report, Working paper, Harvard Business School.
- Hansen, Lars Peter, and Robert J. Hodrick, 1980, Forward exchange rates as optimal predictors of future spot rates: An econometric analysis, *Journal of Political Economy* 88, 829–853.
- Hansen, Lars Peter, and Ravi Jagannathan, 1991, Implications of security market data for models of dynamic economies, *J. Polit. Econ.* 99, 225–262.
- Itskhoki, Oleg, and Dmitry Mukhin, 2019, Exchange rate disconnect in general equilibrium, Technical report, National Bureau of Economic Research.

- Jiang, Zhengyang, Arvind Krishnamurthy, and Hanno Lustig, 2020, Foreign safe asset demand and the dollar exchange rate, *Journal of Finance* Forthcoming.
- Koijen, Ralph S J, and Motohiro Yogo, 2019, Exchange rates and asset prices in a global demand system.
- Kollmann, R, 1995, Consumption, real exchange rates and the structure of international asset markets, *J. Int. Money Finance* .
- Krishnamurthy, Arvind, and Hanno N Lustig, 2019, Mind the gap in sovereign debt markets: The us treasury basis and the dollar risk factor, in *2019 Jackson Hole Economic Symposium, Stanford University Graduate School of Business Research Paper*.
- Krishnamurthy, Arvind, and Annette Vissing-Jorgensen, 2011, The effects of quantitative easing on interest rates: Channels and implications for policy, *Brookings Papers on Economic Activity* 2.
- Lustig, Hanno, Nikolai Roussanov, and Adrien Verdelhan, 2011, Common risk factors in currency markets, *The Review of Financial Studies* 24, 3731–3777.
- Lustig, Hanno, Andreas Stathopoulos, and Adrien Verdelhan, 2019, The term structure of currency carry trade risk premia, *Am. Econ. Rev.* 109, 4142–4177.
- Lustig, Hanno, and Adrien Verdelhan, 2019, Does incomplete spanning in international financial markets help to explain exchange rates?, *American Economic Review* 109, 2208–44.
- Neely, Christopher J, 2015, Unconventional monetary policy had large international effects, *Journal of Banking & Finance* 52, 101–111.
- Sandulescu, Mirela, Fabio Trojani, and Andrea Vedolin, 2020, Model-free international stochastic discount factors, *The Journal of Finance* .
- van Binsbergen, Jules H, William Diamond, and Marco Grotteria, 2019, Risk free interest rates.
- Vayanos, Dimitri, and Jean-Luc Vila, 2021, A preferred-habitat model of the term structure of interest rates, *Econometrica* 89, 77–112.
- Verdelhan, Adrien, 2010, A habit-based explanation of the exchange rate risk premium, *Journal of Finance* 65, 123–145.



## A Appendix: Proof

### A.1 Proof of Proposition 1 and 2

Recall that the real pricing kernels are

$$dM_t = M_t(-\mu + \frac{1}{2}\sigma^2)dt - M_t\sigma dZ_t \quad (40)$$

$$dM_t^* = M_t^*(\phi s_t + \frac{1}{2}\sigma^2)dt - M_t^*\sigma dZ_t^* \quad (41)$$

Substitute the real pricing kernels into the FOCs. The first FOC becomes

$$0 = \mathcal{A}[(-\mu + \frac{1}{2}\sigma^2)dt - \sigma dZ_t + r_t dt] \quad (42)$$

$$r_t = \mu - \frac{1}{2}\sigma^2 \quad (43)$$

The second FOC becomes

$$0 = \mathcal{A}[M_t^* P_t^*] \quad (44)$$

$$r_t^* = -\phi s_t - \frac{1}{2}\sigma^2 \quad (45)$$

Notice

$$dS_t = d\exp(s_t) = S_t ds_t + \frac{1}{2}S_t [ds_t, ds_t] dt \quad (46)$$

$$dS_t^{-1} = d\exp(-s_t) = -S_t^{-1} ds_t + \frac{1}{2}S_t^{-1} [ds_t, ds_t] dt \quad (47)$$

The third FOC becomes

$$0 = \mathcal{A}[\int M_t^* S_t P_t \tilde{\lambda}_t dt + M_t^* S_t P_t] \quad (48)$$

$$= M_t^* S_t P_t \tilde{\lambda}_t + \mathcal{A}[\int S_t P_t dM_t^* + S_t M_t^* dP_t + M_t^* P_t dS_t + P_t [dM_t^*, dS_t] dt] \quad (49)$$

$$= \tilde{\lambda}_t + \phi s_t + \frac{1}{2}\sigma^2 + r_t + \mathcal{A}[s_t] + \frac{1}{2}[ds_t, ds_t] + [-\sigma dZ_t^*, ds_t] \quad (50)$$

The fourth FOC becomes

$$0 = \mathcal{A}[M_t S_t^{-1} P_t^*] \quad (51)$$

$$= \mathcal{A}[\int (S_t^{-1} dM_t + M_t dS_t^{-1} + [dM_t, dS_t^{-1}] dt) P_t^* + M_t S_t^{-1} P_t^* r_t^* dt] \quad (52)$$

$$= -\mu + \frac{1}{2}\sigma^2 - \mathcal{A}[s_t] + \frac{1}{2}[ds_t, ds_t] + [-\sigma dZ_t, -ds_t] + r_t^* \quad (53)$$

The sum of the third and the fourth FOC is

$$-\tilde{\lambda}_t = [ds_t, ds_t] - \sigma[dZ_t^* - dZ_t, ds_t] \quad (54)$$

Plug in the conjecture

$$ds_t = \alpha_t dt + \gamma_t \nu dX_t + \beta_t \sigma (dZ_t^* - dZ_t), \quad (55)$$

then

$$-\tilde{\lambda}_t = \gamma_t^2 \nu^2 + 2\beta_t^2 \sigma^2 + 2\gamma_t \nu \beta_t (\rho^* - \rho) \sigma - 2\beta_t \sigma^2 - (\rho^* - \rho) \sigma \gamma_t \nu \quad (56)$$

Suppose for a certain constant  $k$ ,

$$-k = 2\beta_t^2 \sigma^2 - 2\beta_t \sigma^2 \quad (57)$$

$$k - \tilde{\lambda}_t = \gamma_t^2 \nu^2 + 2\gamma_t \nu \beta_t (\rho^* - \rho) \sigma - (\rho^* - \rho) \sigma \gamma_t \nu \quad (58)$$

The solution is

$$\beta_t = \frac{1}{2} \pm \frac{\sqrt{\sigma^2 - 2k}}{2\sigma}, \quad (59)$$

$$\gamma_t = \frac{(\rho^* - \rho) \sigma (1 - 2\beta_t) \pm \sqrt{(\rho^* - \rho)^2 \sigma^2 (1 - 2\beta_t)^2 + 4(k - \tilde{\lambda}_t)}}{2\nu}. \quad (60)$$

which has real roots for all possible values of  $\lambda_t$  if and only if

$$k < \sigma^2/2 \quad (61)$$

and

$$k > \frac{\ell - (\rho^* - \rho)^2 \sigma^2 / 4}{1 - (\rho^* - \rho)^2 / 2} \quad (62)$$

When the upper bound of  $k$  is obtained,  $\beta_t = 1/2$ . When the lower bound of  $k$  is obtained,

$$\beta_t = \frac{1}{2} \pm \frac{\sqrt{\frac{\sigma^2 - 2\ell}{1 - (\rho^* - \rho)^2 / 2}}}{2\sigma} \quad (63)$$

which bounds the range of possible value of  $\beta_t$ .

Lastly, we also solve  $\alpha_t$  from

$$-\alpha_t = \tilde{\lambda}_t + \phi s_t + \mu + \frac{1}{2} [ds_t, ds_t] + [-\sigma dZ_t^*, ds_t] \quad (64)$$

$$= \frac{1}{2} \tilde{\lambda}_t + \phi s_t + \mu - \frac{1}{2} \sigma [dZ_t^*, ds_t] - \frac{1}{2} \sigma [dZ_t, ds_t] \quad (65)$$

$$\alpha_t = -\frac{1}{2}\tilde{\lambda}_t - \phi s_t - \mu + \frac{1}{2}\sigma(\gamma_t \nu \rho^* + \beta_t \sigma) + \frac{1}{2}\sigma(\gamma_t \nu \rho - \beta_t \sigma) \quad (66)$$

$$= -\frac{1}{2}\tilde{\lambda}_t - \phi s_t - \mu + \frac{1}{2}\sigma\gamma_t \nu(\rho + \rho^*) \quad (67)$$

## A.2 Proof of Proposition 2

Recall the definition of the real exchange rate under complete markets, we have

$$d(s_t - z s_t^{cm}) = \left( -\frac{1}{2}\tilde{\lambda}_t - \phi(s_t - z s_t^{cm}) - (1-z)\mu + \frac{1}{2}\sigma\gamma_t \nu(\rho + \rho^*) \right) dt + \gamma_t \nu dX_t \quad (68)$$

We conjecture

$$s_t - z s_t^{cm} = f(\lambda_t) + H_t \quad (69)$$

$$H_t = \exp(-\phi t) H_0 + \int_0^t \exp(-\phi(t-u)) h(\lambda_u) du \quad (70)$$

which implies

$$dH_t = \left( -\phi \exp(\phi(-t)) H_0 + h(\lambda_t) - \phi \int_0^t \exp(\phi(u-t)) h(\lambda_u) du \right) dt \quad (71)$$

$$= (-\phi \exp(\phi(-t)) H_0 + h(\lambda_t) - \phi(H_t - \exp(\phi(-t)) H_0)) dt \quad (72)$$

$$= (h(\lambda_t) - \phi H_t) dt \quad (73)$$

We note

$$d(s_t - z s_t^{cm}) = f' d\lambda_t + \frac{1}{2} f'' [d\lambda_t]^2 dt + dH_t \quad (74)$$

$$= f'(-\theta \lambda_t dt + \nu dX_t) + \frac{1}{2} f'' \nu^2 dt + (h(\lambda_t) - \phi H_t) dt \quad (75)$$

and this has to match Eq. (68).

Matching  $dX_t$  term,

$$f' = \gamma_t = \frac{b + \sqrt{b^2 + 4(k - \tilde{\lambda}_t)}}{2\nu} \quad (76)$$

where  $b = (\rho^* - \rho)\sigma(1 - 2\beta_t)$ . Then,

$$\begin{aligned} f(\lambda) &= \frac{1}{2\nu} \left\{ -\sqrt{b^2 + 4k} \log \left( 2e^{\lambda/2} \left( \cosh \left( \frac{\lambda}{2} \right) \left( \sqrt{b^2 + 4k} \sqrt{b^2 + 4k - 2\ell \tanh \left( \frac{\lambda}{2} \right) - 2\ell + b^2 + 4k - \ell} \right) - \ell \sinh \left( \frac{\lambda}{2} \right) \right) \right) \right. \\ &+ \left. \sqrt{b^2 + 4k - 4\ell} \log \left( 2e^{\lambda/2} \left( \cosh \left( \frac{\lambda}{2} \right) \left( \sqrt{b^2 + 4k - 4\ell} \sqrt{b^2 + 4k - 2\ell \tanh \left( \frac{\lambda}{2} \right) - 2\ell + b^2 + 4k - 3\ell} \right) - \ell \sinh \left( \frac{\lambda}{2} \right) \right) \right) \right. \\ &+ \left. \lambda \left( \sqrt{b^2 + 4k} + b \right) \right\} \quad (77) \end{aligned}$$

and

$$f''(\lambda) = \frac{\frac{\ell e^{2\lambda}}{(e^\lambda+1)^2} - \frac{\ell e^\lambda}{e^\lambda+1}}{\nu \sqrt{b^2 + 4 \left( k - \frac{\ell e^\lambda}{e^\lambda+1} \right)}} \quad (78)$$

Matching  $dt$  term,

$$h(\lambda_t) = -\frac{1}{2}\tilde{\lambda}_t - \phi f - (1-z)\mu + \frac{1}{2}\sigma\gamma_t\nu(\rho + \rho^*) + f'\theta\lambda_t - \frac{1}{2}f''\nu^2 \quad (79)$$

Since  $\gamma_t$  is also a function of  $\lambda_t$ , we confirm the conjecture that  $h(\lambda_t)$  is a function only of  $\lambda_t$ .  
So

$$s_t = f(\lambda_t) + H_t + zS_t^{cm} \quad (80)$$